
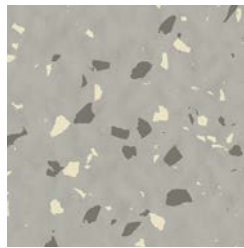



# Die neue Farbauswahl für ein zeitgemäßes Design




**5301**




**5302**




**5303**




**5304**




**5305**



**5306**




**5307**




**5308**




**5309**



**5310**




**5311**




**5312**




**5313**



**5314**



**5315**



**5316**

## norament® 926 grano

Art. 926 grano/1880 32  
□ ~1004 mm x 1004 mm



nora® Profil-Anschlussmaß: E + U  
Beständig gegen die meisten Öle und Fette  
Rutschfestigkeit R9

## norament® 926 grano

Art. 926 grano/1911 5  
□ ~610 mm x 610 mm



Beständig gegen die meisten Öle und Fette  
Rutschfestigkeit R9

## norament® 926 grano (mit Carré-Struktur)

Art. 926 grano/1870 4  
□ ~1004 mm x 1004 mm



Rutschfestigkeit R10

Diese Farben können auch geliefert werden als:


Spezialfußbodenbelag norament® 928 grano ed, elektrostatisch ableitend

norament® 926 grano für Treppenstufen


Ebenfalls erhältlich als norament® 926 grano nTx

**Hinweis: Weitere Designs und Informationen zu nora® nTx unter [www.nora.com](http://www.nora.com) oder auf Anfrage.**

Passen Sie jede Innenfläche mit Zubehör und Lösungen von norament® 926 grano individuell an. Entdecken Sie unsere Systemlösungen, einschließlich des nora® nTx Systems und den elektrostatisch ableitenden (ED) Optionen, dazu Fußleisten, Treppenstufen und mehr.




**5317**



**5318**




**5319**




**5320**



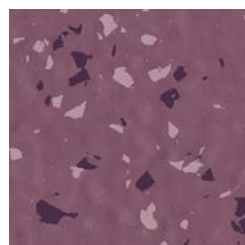
**5321**




**5322**




**5323**



**5324**




**5325**



**5326**




**5327**




**5328**




**5329**



**5330**



**5331**




**5332**

Rutschfest R10 (Carré-Struktur)



**5321**



**5318**



**5306**



**5304**